

KNOWLEDGE BASE ARTICLE

Product Activation



Disclaimer

For the purposes of this Disclaimer:

- **Company** (referred to as either "the Company", "We", "Us" or "Our" in this Disclaimer) refers to Vitextra SIA, LV-1009 Riga, Matise iela 61 - 25.
- **Document** refers to the Knowledgebase Article.
- **You** means the individual accessing the Document, or the company, or other legal entity on behalf of which such individual is accessing or using the Document, as applicable.
- **Website** refers to Vitextra, accessible from <https://vitextra.com>

Disclaimer

The information contained in the Document is for general information purposes only.

The Company assumes no responsibility for errors or omissions in the contents of the Document.

In no event shall the Company be liable for any special, direct, indirect, consequential, or incidental damages or any damages whatsoever, whether in an action of contract, negligence, or other torts, arising out of or in connection with the use of the contents of the Document. The Company reserves the right to make additions, deletions, or modifications to the contents in the Document at any time without prior notice.

Errors and Omissions Disclaimer

The information given by the Document is for general guidance on matters of interest only. Therefore, errors can occur even if the Company takes every precaution to ensure that the Document's content is current and accurate. Plus, given the changing nature of laws, rules, and regulations, there may be delays, omissions, or inaccuracies in the information contained in the Document.

The Company is not responsible for any errors or omissions, or for the results obtained from the use of this information.

Fair Use Disclaimer

The Company may use copyrighted material that the copyright owner has not explicitly authorized. The Company is making such material available for criticism, comment, news reporting, teaching, scholarship, or research.

The Company believes this constitutes a "fair use" of any such copyrighted material as provided for in section 107 of the United States Copyright law.

If You wish to use copyrighted material from the Document for your own purposes that go beyond fair use, You must obtain permission from the copyright owner.

"Use at Your Own Risk" Disclaimer

All information in the Document is provided "as is", with no guarantee of completeness, accuracy, timeliness or of the results obtained from the use of this information, and without warranty of any kind, express or implied, including, but not limited to warranties of performance, merchantability and fitness for a particular purpose.

The Company will not be liable to You or anyone else for any decision made or action taken in reliance on the information given by the Service or for any consequential, special or similar damages, even if advised of the possibility of such damages.

Contact Us

If you have any questions about this Disclaimer, You can contact Us by email: support@vitextra.com.


Table Of Contents

Activation Key	4
Activate Product	4

This article describes how to activate on-premise Vitextra products with purchased serial numbers.

Activation Key

Open the [My Products](#) page sign in to view the list of your purchased products and their activation keys.

 **List Filter**
Web Part to filter data in any SharePoint Document Library or List

Key	Activated	Farm ID
3K1GJ-6UMBF-9OLCP-FZGMB-S23CT	12/7/2019	ca5df4dd-9dcb-4c67-9768-58cc48aeacc4
HVWVA-3B1CV-29LDA-B9ECK-BV6BR	12/13/2019	ba3dae1d-d7cd-41ea-ba33-7c51a4f5753c
3YXQJ-YJ519-VNMK2-9MLQI-ZK20D		
3BNCI-R9362-MPC22-Y1LTH-ZTKCT		
LOGOF-STBJD-00B47-SHW1B-3DMQ4		
6PPZ5-3B1WV-T9KUS-KXSWF-AF6L4		
26C71-JS2KE-2FA3M-ZJUN-AANDC		

List of your purchased products

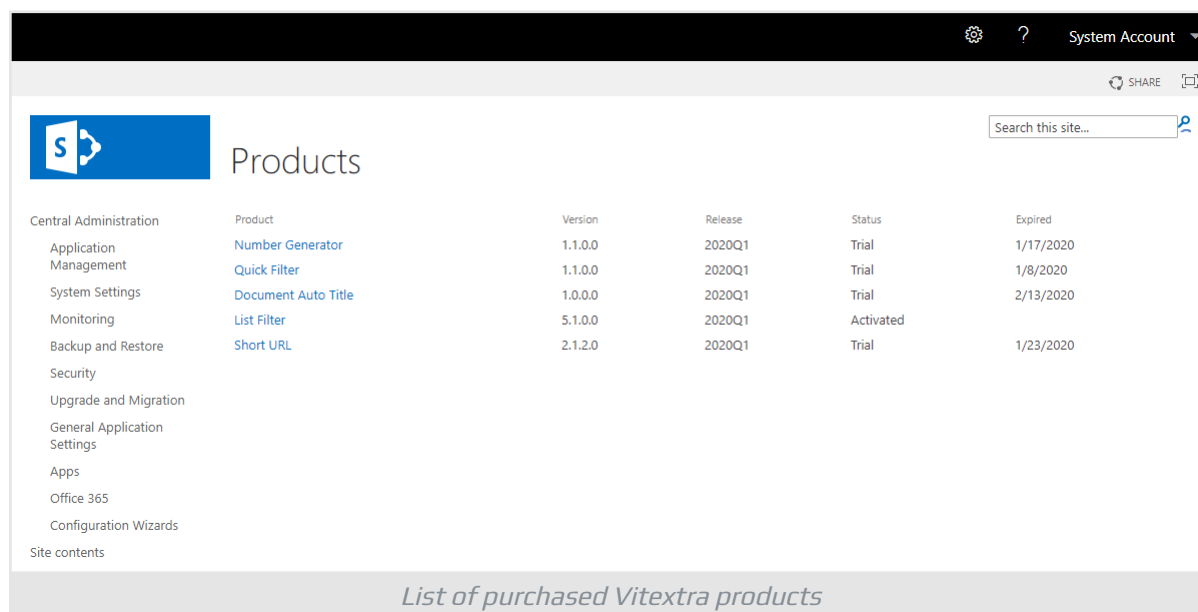
Copy any of the product keys that have not been activated yet.

Activate Product

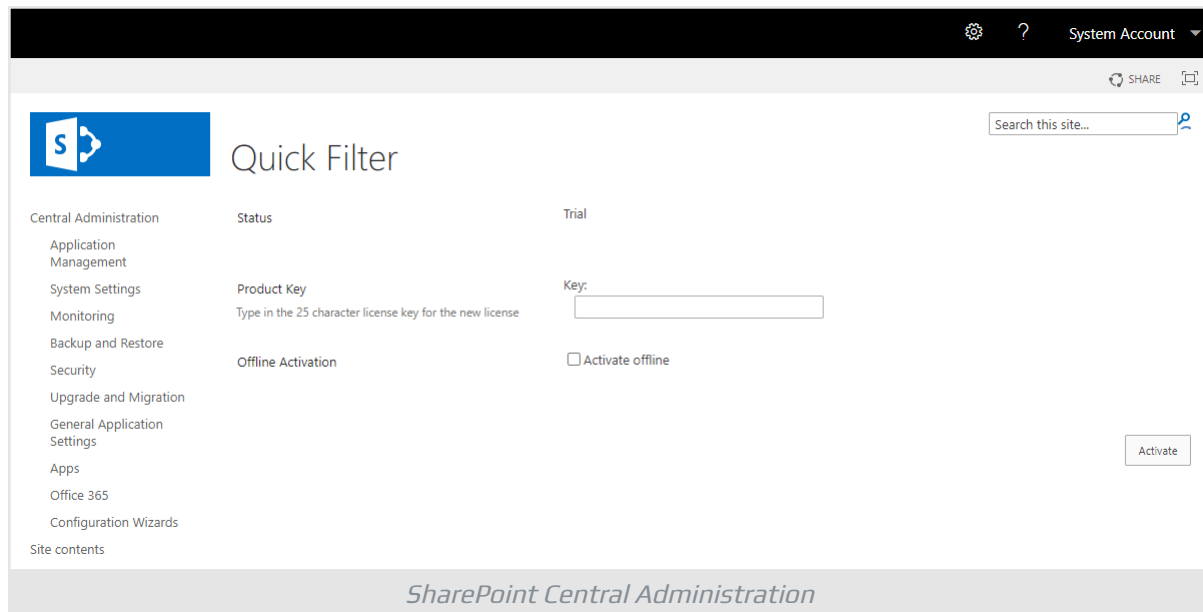
Open the SharePoint Central Administration and click on the **Products** link in the Vitextra section.



Select the product you want to activate in the list of installed products:



Paste the copied key in the **Product Key** field and click **Activate**:



The screenshot shows the 'Quick Filter' page in SharePoint Central Administration. The page has a dark header bar with a gear icon, a question mark, and 'System Account'. Below the header is a search bar with the text 'Search this site...'. The main content area is divided into three columns. The left column contains a list of navigation links: Central Administration, Application Management, System Settings, Monitoring, Backup and Restore, Security, Upgrade and Migration, General Application Settings, Apps, Office 365, Configuration Wizards, and Site contents. The middle column is titled 'Quick Filter' and contains three sections: 'Status' with a 'Trial' label, 'Product Key' with a text input field and the instruction 'Type in the 25 character license key for the new license', and 'Offline Activation' with a checkbox labeled 'Activate offline'. The right column is empty. At the bottom right of the main content area is an 'Activate' button. The footer of the page is a grey bar with the text 'SharePoint Central Administration'.

If activation has been successful, the product status will be automatically changed to Activated.

 **Note**

The activation key of Vitextra product can only be used once.