

KNOWLEDGE BASE ARTICLE

Installing Cloud-based Product



Disclaimer

For the purposes of this Disclaimer:

- **Company** (referred to as either "the Company", "We", "Us" or "Our" in this Disclaimer) refers to Vitextra SIA, LV-1009 Riga, Matise iela 61 - 25.
- **Document** refers to the Knowledgebase Article.
- **You** means the individual accessing the Document, or the company, or other legal entity on behalf of which such individual is accessing or using the Document, as applicable.
- **Website** refers to Vitextra, accessible from <https://vitextra.com>

Disclaimer

The information contained in the Document is for general information purposes only.

The Company assumes no responsibility for errors or omissions in the contents of the Document.

In no event shall the Company be liable for any special, direct, indirect, consequential, or incidental damages or any damages whatsoever, whether in an action of contract, negligence, or other torts, arising out of or in connection with the use of the contents of the Document. The Company reserves the right to make additions, deletions, or modifications to the contents in the Document at any time without prior notice.

Errors and Omissions Disclaimer

The information given by the Document is for general guidance on matters of interest only. Therefore, errors can occur even if the Company takes every precaution to ensure that the Document's content is current and accurate. Plus, given the changing nature of laws, rules, and regulations, there may be delays, omissions, or inaccuracies in the information contained in the Document.

The Company is not responsible for any errors or omissions, or for the results obtained from the use of this information.

Fair Use Disclaimer

The Company may use copyrighted material that the copyright owner has not explicitly authorized. The Company is making such material available for criticism, comment, news reporting, teaching, scholarship, or research.

The Company believes this constitutes a "fair use" of any such copyrighted material as provided for in section 107 of the United States Copyright law.

If You wish to use copyrighted material from the Document for your own purposes that go beyond fair use, You must obtain permission from the copyright owner.

"Use at Your Own Risk" Disclaimer

All information in the Document is provided "as is", with no guarantee of completeness, accuracy, timeliness or of the results obtained from the use of this information, and without warranty of any kind, express or implied, including, but not limited to warranties of performance, merchantability and fitness for a particular purpose.

The Company will not be liable to You or anyone else for any decision made or action taken in reliance on the information given by the Service or for any consequential, special or similar damages, even if advised of the possibility of such damages.

Contact Us

If you have any questions about this Disclaimer, You can contact Us by email: support@vitextra.com.

Table Of Contents

Preconditions	4
Environment	4
Required Permissions	4
Installation package	4
Installation	5
API Access	7

This article describes how to install a Vitextra product to SharePoint Online environment.

Preconditions

Environment

Vitextra SPFx-based products may be installed only on Office 365 (SharePoint Online, Microsoft Teams).

Warning

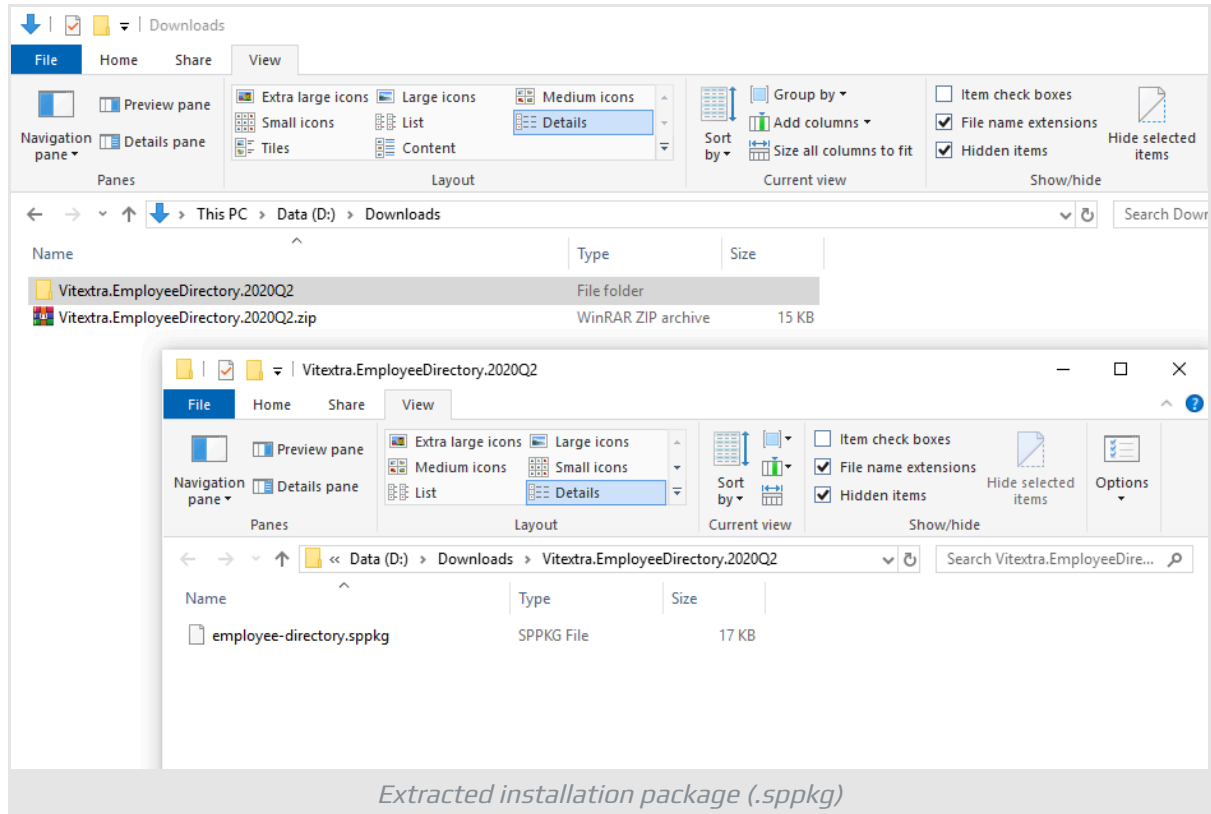
Vitextra SPFx products can not be installed on SharePoint on-premise 2016/2019.

Required Permissions

To perform the installation procedure, you must have the Tenant Admin role assigned to you.

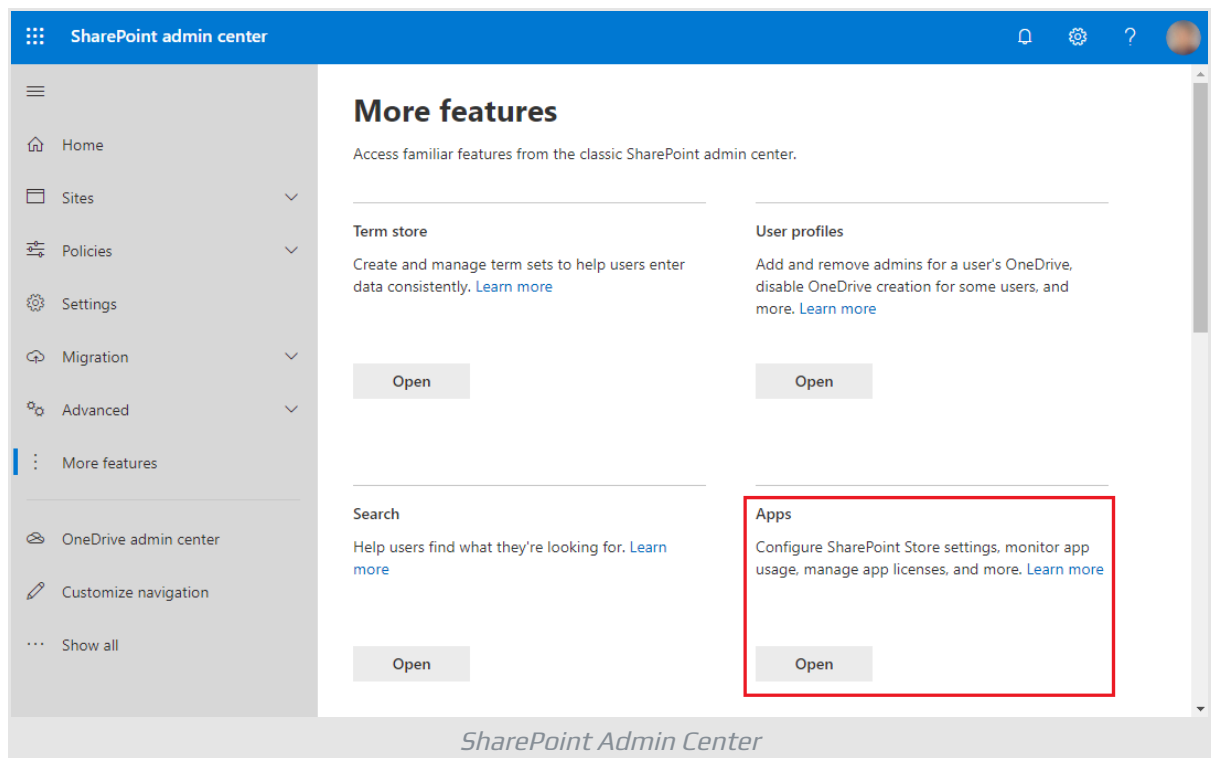
Installation package

Download the zip file (*.zip) of the product from the [downloads page](#) and unpack it to somewhere on your computer.



Installation

From [Microsoft 365 admin center](#) go to SharePoint Admin Center. Go to **More Features** and click **Open** button under **Apps** heading:



Go to App Catalog

Apps

App Catalog
Make apps available to your organization and manage requests for apps. An app catalog is required to disable Store purchases for end users.

Purchase Apps
Purchase apps from the SharePoint Store.

Manage Licenses
Manage licenses for apps purchased from the SharePoint Store.

Configure Store Settings
Manage app acquisition settings including turning off purchases for end users in the SharePoint Store.

Monitor Apps
Track usage of applications and review errors.

App Permissions
Manage app access to this tenant.

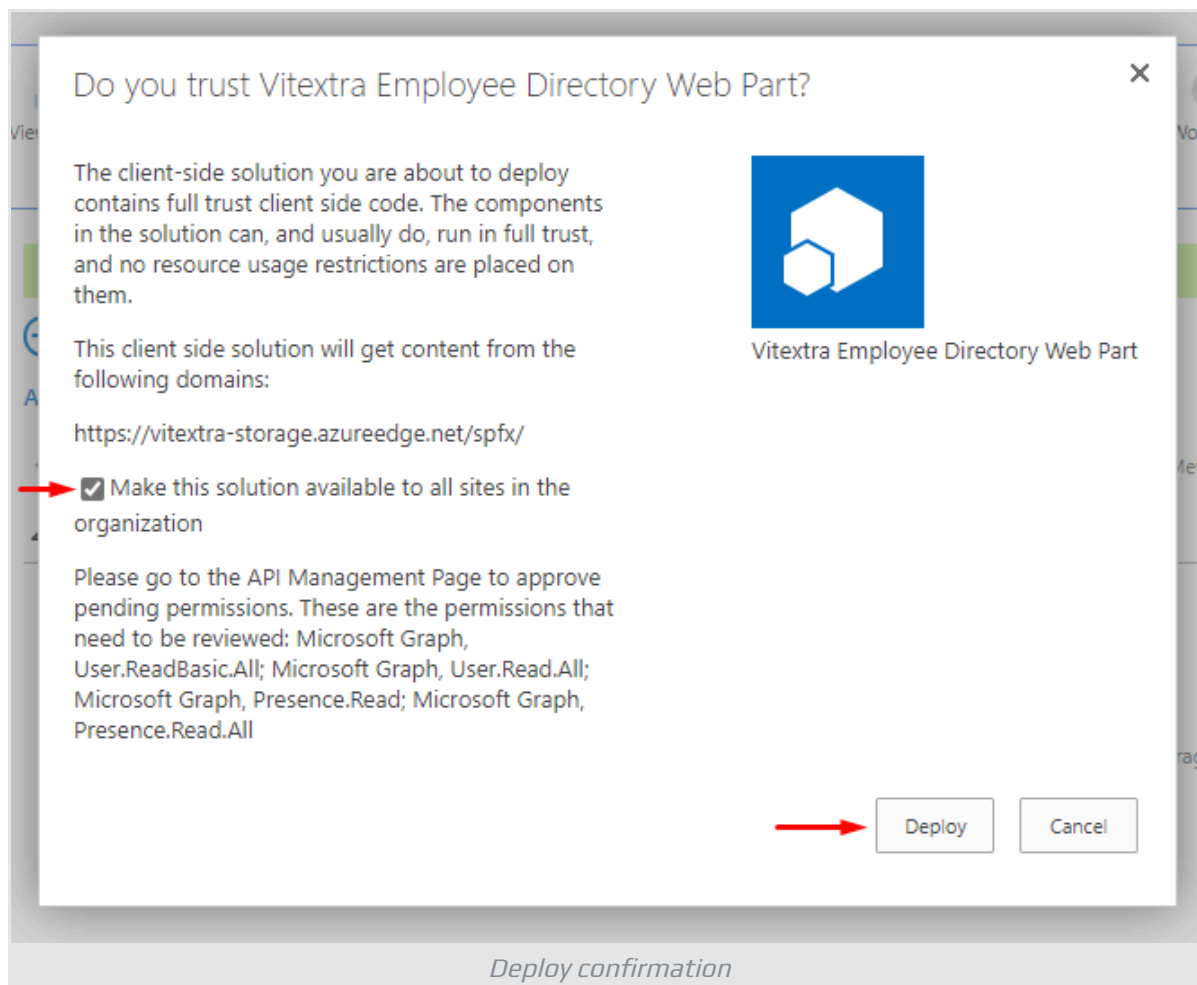
SharePoint Apps Administration

Open Apps for SharePoint and upload the extracted .sppkg file.

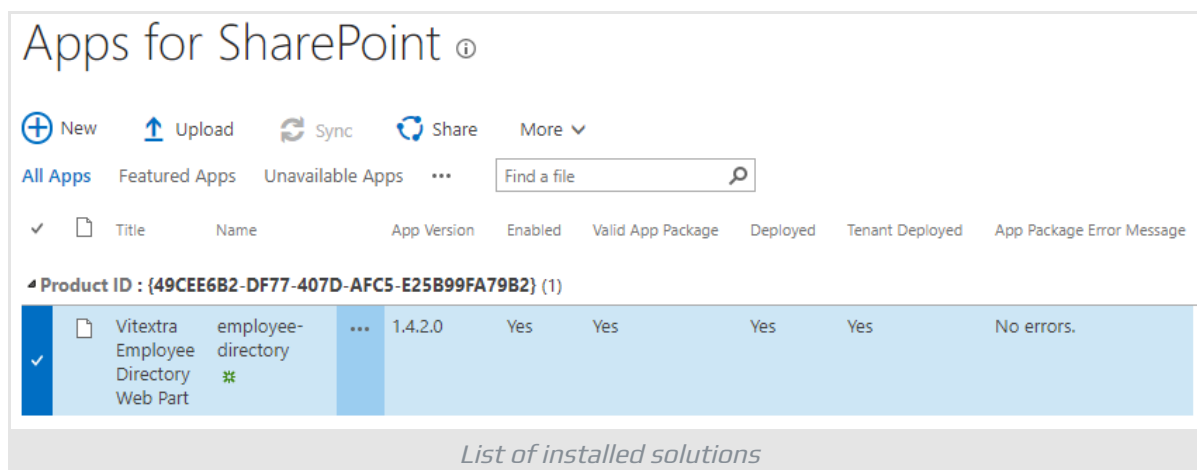
The screenshot shows the SharePoint Online interface. The top navigation bar includes 'BROWSE', 'FILES', and 'LIBRARY'. The main content area is titled 'Apps for SharePoint' and contains a table with columns for 'Title', 'Name', 'Edit', 'Product ID', 'Metadata Language', 'Default Metadata', 'Enabled', and 'Valid App Package'. A file explorer window is open over the 'employee-directory.sppkg' file, showing its path as 'Vitextra.EmployeeDirectory.2020Q2' and its size as '17 KB'. The file explorer also shows various settings like 'View' (Details), 'Layout', and 'Show/hide' options.

Uploading .sppkg file to SharePoint Online

After uploading the package, SharePoint Online will show you the dialog and ask you to trust the solution.



Once the package is deployed you'll see it in the list of installed client-side packages.



API Access

Go to **API Access** section in SharePoint Admin Center to make sure the installed application has the necessary permission to the API. Expand **Pending Request** heading and approve API access requests.

SharePoint admin center

API access

Manage access to Azure AD-secured APIs from SharePoint Framework components and scripts. [Learn about managing permission requests](#)

Approve Reject

	API name	Package	Permission	Le
Pending requests (3)				
Organization-wide (3)				
<input checked="" type="checkbox"/>	Microsoft Graph	Vitextra Employee Directory Web Part	User.ReadBasic.All	4/
	Microsoft Graph	Vitextra Employee Directory Web Part	User.Read.All	4/
	Microsoft Graph	Vitextra Employee Directory Web Part	Presence.Read.All	4/
Approved requests (1)				
Organization-wide (1)				
	Microsoft Graph	-	Presence.Read	-

SharePoint API Access Requests